

Nabors ISP Aggressive Strategy Factsheet

Return Date: 12/31/2024

Expense Ratio 0.90%

Investment Information:

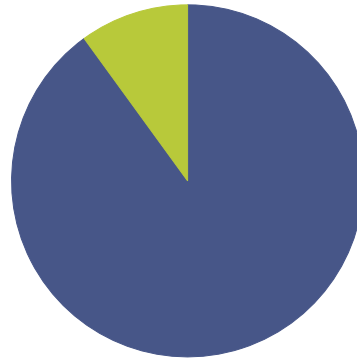
The model seeks to provide a comprehensive and diversified investment portfolio that targets capital growth.

The Portfolio is invested in US and non-US stocks, bonds issued by government, corporate and financial entities.

The investment mix is adjusted periodically by the professional investment manager.

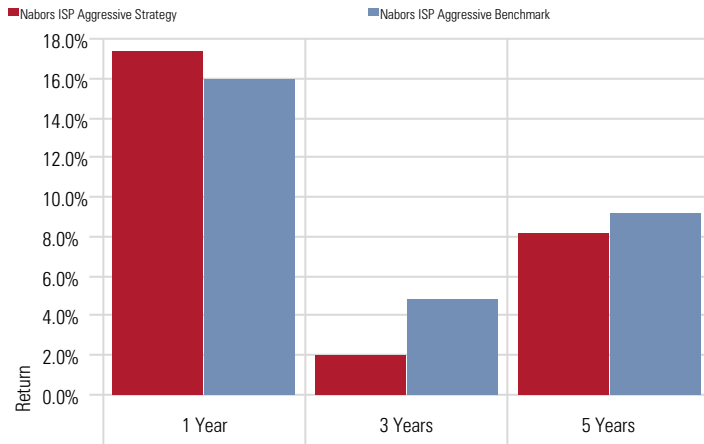
Portfolio Holdings

Portfolio Date: 12/31/2024

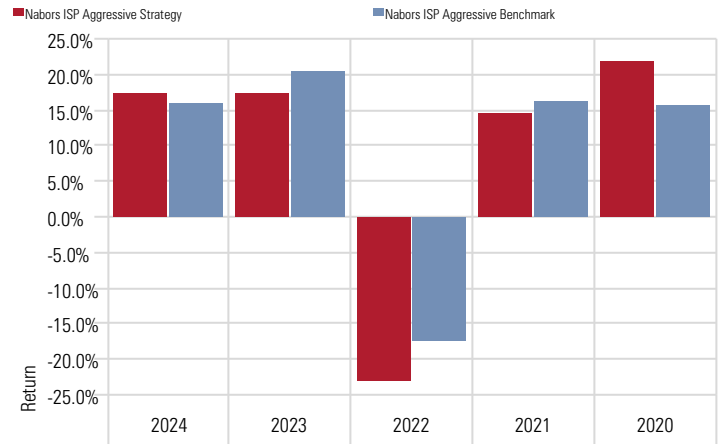


	%
American Century Global Gr Eq I USD	90.00
PIMCO GIS Glb Bd Instl USD Acc	10.00
Total	100.00

Rolling Returns



Calendar Year Returns - Last 5 Years



Trailing Returns

	3 Months	Year to Date	1 Year	3 Years Annlzd	5 Years Annlzd
Nabors ISP Aggressive Strategy	0.43	17.40	17.40	1.99	8.20
Nabors ISP Aggressive Benchmark	-0.98	16.03	16.03	4.88	9.23

World Region Breakdown

	Portfolio %	Benchmark %
Americas	76.15	69.86
North America	74.96	69.12
Latin America	1.19	0.75
Greater Europe	12.16	14.98
United Kingdom	3.68	3.11
Europe dev	7.96	10.52
Europe emrg	0.00	0.19
Africa/Middle East	0.52	1.16
Greater Asia	11.69	15.15
Australasia	0.00	1.56
Asia dev	3.88	3.64
Asia emrg	1.97	5.13

GICS Equity Sector Breakdown

	Portfolio %	Benchmark %
Energy		
Materials		
Industrials		
Consumer Discretionary		
Consumer Staples		
Healthcare		
Financials		
Information Technology		
Telecom Services		
Utilities		

Portfolio Analysis

Portfolio Date: 12/31/2024

	%
Cash	11.17
US Equity	49.27
Non-US Equity	18.87
US Bond	12.20
Non-US Bond	8.48
Other	0.02
Total	100.00

Disclosures:

Performance quoted is past performance and is no guarantee of future results. Investment returns and principal value will fluctuate, so shares, when sold, may be worth more or less than original cost. Current performance may be higher or lower than returns shown.

This document is a general communication being provided for informational purposes only. It is educational in nature and not designed to be recommendation for any specific investment product, strategy, plan feature or other purposes. By receiving this communication you agree with the intended purpose described above. Any examples used in this material are generic, hypothetical and for illustration purposes only. Communications such as this are not impartial and are provided in connection with the advertising and marketing of products and services. Prior to making any investment or financial decisions, an investor should seek individualized advice from personal financial, legal, tax and other professionals that take into account all of the particular facts and circumstances of an investor's own situation.

This investment is not a complete retirement program and may not provide sufficient retirement income. There may be additional fees or expenses associated with investing in a Fund of Funds strategy. Please refer to your company's plan documents for any additional fee. Asset allocation does not guarantee investment returns and does not eliminate the risk of loss.

The models are fund-of-fund models. Generally, the asset allocation of each models will change on an quarterly basis. The principal value of the underlying fund or the models(s) are not guaranteed at any time.